

PLEASE READ THIS MANUAL IN ITS ENTIRETY PRIOR TO USING THIS PRODUCT!



OL' MAN TREESTANDS HANG-ONS (SMALL, MEDIUM, LARGE) INSTRUCTION MANUAL

MEMBER OF



TREESTAND
MANUFACTURERS
ASSOCIATION



Ol' Man Hang-On

This Instruction Manual complies with the Treestand Manufacturers Association's TMS 04-98 Revision G - "Standard Practice for Treestand Instructions" and TMS 06-02 Revision B - "Standard Test Method for Treestand Fall Arrest Systems."



WARNING! THIS PRODUCT CARRIES STRICT WEIGHT LIMITATIONS. DO NOT USE THIS PRODUCT IF YOU EXCEED THIS TOTAL WEIGHT LIMITATIONS. PLEASE NOTE THIS WEIGHT LIMIT INCLUDES THE USER AND EQUIPMENT. FAILURE TO FOLLOW THESE INSTRUCTIONS MAY RESULT IN SERIOUS INJURY OR DEATH!

- Model Number #OM-001 (Small) Maximum Weight Capacity - 300 pounds (136kg) (User and Equipment)
- Model Number #OM-002 (Medium) Maximum Weight Capacity - 300 pounds (136kg) (User and Equipment)
- Model Number #OM-003 (Large) Maximum Weight Capacity - 300 pounds (136kg) (User and Equipment)

WATCH THE DVD!

A SAFE TREESTAND HUNTING VIDEO HAS BEEN INCLUDED. PLEASE VIEW IT IN ITS ENTIRETY PRIOR TO USING THIS PRODUCT!

THANK YOU FOR YOUR PURCHASE OF THIS QUALITY OL' MAN TREESTANDS PRODUCT! TO ENSURE YOUR PERSONAL SAFETY, PLEASE TAKE A MOMENT TO CAREFULLY READ THIS PRODUCT INSTRUCTION MANUAL IN ITS ENTIRETY BEFORE ATTEMPTING TO SET-UP, INSTALL AND/OR OTHERWISE USE THIS OL' MAN TREESTANDS PRODUCT. FAILURE TO DO SO COULD RESULT IN SERIOUS PERSONAL INJURY OR DEATH! THIS Ol' Man Treestands PRODUCT HAS BEEN DESIGNED, ENGINEERED AND MANUFACTURED TO PROVIDE YOU WITH YEARS OF TROUBLE FREE SERVICE.

Should you have any questions about the installation and/or use of this product, or any other Ol' Man Treestands product(s) do not hesitate to call one of our customer service representatives toll free at 888-656-2606. Our service representatives will answer any questions you may have about any of the complete line of Ol' Man Treestands products.

THE FULL-BODY FALL ARREST HARNESS INCLUDED WITH YOUR NEW OL' MAN TREESTANDS TREESTAND HAS A SERVICE LIFE OF THREE (3) YEARS PAST ITS DATE OF MANUFACTURE. THIS DATE OF MANUFACTURE CAN BE FOUND ON THE SEWN ON LABEL OF EACH COMPONENT OF THE FALL ARREST SYSTEM. REPLACE THIS HARNESS IF THE SERVICE LIFE HAS EXPIRED. SHOULD YOU EXPERIENCE A FALL WHILE WEARING YOUR FULL BODY FALL ARREST HARNESS RETURN IT TO THE MANUFACTURER FOR FREE REPLACEMENT. YOU MUST READ THE SCOUT, INC. FULL-BODY FALL ARREST SYSTEM (FAS) INSTRUCTION MANUAL IN IT'S ENTIRETY PRIOR TO ATTEMPTING TO USE THIS OL' MAN TREESTANDS PRODUCT(S) IN ANY MANNER.

PLEASE READ THIS MANUAL IN ITS ENTIRETY PRIOR TO USING THIS PRODUCT!

PLEASE READ THIS MANUAL IN ITS ENTIRETY PRIOR TO USING THIS PRODUCT!


PLEASE READ THIS MANUAL IN ITS ENTIRETY PRIOR TO USING THIS PRODUCT!


PLEASE READ THIS MANUAL IN ITS ENTIRETY PRIOR TO USING THIS PRODUCT!


ATTENTION!!

WHEN YOU SEE A "WARNING!" BE SURE TO HEED THE MESSAGE! THE INFORMATION CONTAINED IN THESE MESSAGES CAN SAVE YOUR LIFE!!



 **WARNING!** FALLS FROM A TREESTAND CAN OCCUR ANYTIME AFTER LEAVING THE GROUND. THESE FALLS RESULT IN EITHER SERIOUS INJURY OR DEATH! FOR YOUR PERSONAL SAFETY, PLEASE TAKE A MOMENT TO CAREFULLY READ THIS PRODUCT INSTRUCTION MANUAL IN ITS ENTIRETY BEFORE ATTEMPTING TO ASSEMBLE, SET-UP, INSTALL AND/OR OTHERWISE USE THIS OL' MAN TREESTANDS PRODUCT. AT LEAST ANNUALLY, REVIEW THE CONTENTS OF THIS INSTRUCTION MANUAL AND WATCH THE SAFE TREESTAND HUNTING DVD. ADDITIONALLY, KEEP THESE INSTRUCTION FOR THE ENTIRE DURATION THAT YOU OWN THIS PRODUCT(S). FAILURE TO FOLLOW THESE INSTRUCTIONS MAY RESULT IN SERIOUS INJURY OR DEATH!

 **WARNING!** THE SAFE USE AND OPERATION OF THIS PRODUCT IS THE SOLE RESPONSIBILITY OF THE USER. IT IS ALSO THE SOLE RESPONSIBILITY OF THE OWNER TO PROVIDE ANY PERSON(S) WHO BORROW OR PURCHASE THIS PRODUCT FROM THEM WITH THESE INSTRUCTIONS AND THE AFORE MENTIONED SAFE TREESTAND HUNTING VIDEO. TECHNIQUES THAT WILL SAVE YOUR LIFE" DVD. FAILURE TO FOLLOW THESE INSTRUCTIONS MAY RESULT IN SERIOUS INJURY OR DEATH! ADDITIONALLY, FAILURE TO FOLLOW THESE INSTRUCTIONS MAY SUBJECT YOU TO PERSONAL LIABILITY PENALTIES AS DETERMINED BY THE U.S. JUDICIAL SYSTEM.

 **WARNING!** Prior to each hunt, make sure that you have a signaling device (e.g., mobile phone, radio, whistle, signal flare, Personal Locator Device [PLD], etc.) in your possession and on your person in an operable condition. This device must be within easy access should you experience the need to contact emergency assistance. Failure to follow these instructions may result in serious injury or death!



WARNING! Failure to read and strictly comply with the instructions contained in this Instruction Manual may result in serious injury or death!



PLEASE NOTE THAT "WARNING!" Statements have been placed throughout this Instruction Manual. These statements point-out important safety information and instructions, which, if not followed could endanger the personal safety and/or property of the operator. It is imperative that the operator of this product, or any other Ol' Man Treestands product(s) read and understand all the instructions and warnings contained in this Instruction Manual prior to attempting to use this product(s), or any other Ol' Man Treestands product(s). Failure to comply with these instructions and/or warnings may result in serious injury or death! When you see a "WARNING!" Statement- BE SURE TO HEED THE MESSAGE!



WARNING! Thoroughly inspect this or any other Ol' Man Treestands product(s) prior to each use for signs of wear, rot, corrosion, cracks, deterioration and/or any other type or defect. DO NOT expose this product or your treestand to extended exposure to direct sunlight, excessive heat or freezing temperatures. Do not use your treestand or this or any other Ol' Man Treestands product(s) if they show evidence of wear, rot, corrosion, cracks, deterioration and/or any other type of defect. Failure to follow these instructions may result in serious injury or death!



WARNING! Do not remove, modify and/or omit any portion or otherwise mechanically modify this Ol' Man Treestands product(s) or its assemblies in any manner. Modification, misuse and/or part substitution shall immediately void your factory warranty and may result serious injury or death! If you suspect that a part(s) is missing and/or defective, immediately contact Ol' Man Treestands at 888-656-2606 for replacement of missing or defective parts. Never modify your stand in any way by making repairs, or altering, adding or attaching anything to it except if explicitly authorized in writing by Ol' Man Treestands. ALWAYS USE GENUINE FACTORY AUTHORIZED Ol' Man Treestands REPLACEMENT PARTS. USE OF ANY REPLACEMENT PARTS OTHER THAN GENUINE Ol' Man Treestands PARTS VOIDS YOUR WARRANTY AND MAY RESULT IN SERIOUS INJURY OR DEATH!



WARNING! This Ol' Man Treestands product(s) is designed for adult use only. No one under the age of 16 should attempt to use this or any other Ol' Man Treestands product(s) without direct adult supervision. Failure to follow these instructions may result in serious injury or death!



WARNING! Prior to attempting to use this or any other Ol' Man Treestands product(s) you must take a moment and become familiar with its assembly, setup and installation. You must practice installing, setting-up and using this product(s) at ground level prior to attempting to use it at heights above ground-level. Once you have become thoroughly knowledgeable and comfortable with this Ol' Man Treestands product(s) set-up, installation and use at ground-level, you are now ready to use it at heights about ground-level. Failure to follow these instructions may result in serious injury and death!



WARNING! Inspect all safety devices each time before each use. DO NOT use these devices if it (they) shows signs of wear, damage, deterioration, or vandalism. Factors such as tree growth, vandals, weather and animals may affect the performance of an unattended tree stand. Do not store these devices outdoors when not in use. Failure to follow these instructions may result in serious injury or death!

PLEASE READ THIS MANUAL IN ITS ENTIRETY PRIOR TO USING THIS PRODUCT!

PLEASE READ THIS MANUAL IN ITS ENTIRETY PRIOR TO USING THIS PRODUCT!

PLEASE READ THIS MANUAL IN ITS ENTIRETY PRIOR TO USING THIS PRODUCT!

ATTENTION!!

WHEN YOU SEE A "WARNING!" BE SURE TO HEED THE MESSAGE! THE INFORMATION CONTAINED IN THESE MESSAGES CAN SAVE YOUR LIFE!!



WARNING! When hunting from a treestand falls can occur any time after leaving the ground causing injury or death. Always wear your Scout, Inc. full-body fall arrest system (FAS) comprising a full-body harness at all times after leaving the ground. You must stay connected at all times after leaving the ground while using climbing and hang-on treestands. Single safety belts and chest harnesses are no longer allowed and should never be used as they put the user at serious risk of injury or death. If you are not wearing your full-body harness properly attached to the tree that is protecting you from a fall, do not leave the ground. Failure to follow these instructions may result in serious injury or death!



WARNING! Never rely on a tree branch for support while climbing. Failure to follow these instructions may result in serious injury or death!



WARNING! You must always inform someone of your hunting location, where the treestand will be located and the expected duration of the hunt. Failure to follow these instructions may result in serious injury or death!



WARNING! Practice the use your Scout, Inc. full-body fall arrest harness at ground level in the presence of a responsible adult to experience the feeling of hanging suspended before using in a hunting environment. Failure to follow these instructions may result in serious injury or death!



WARNING! The length of the full-body fall-arrest lanyard must be minimized at all times. It should be adjusted so that it is above the head with no slack (snug) in the sitting position and you should have the minimum amount of slack possible when climbing. Failure to follow these instructions may result in serious injury or death!



WARNING! If your hunting location is unknown by anyone and communication efforts are unsuccessful, you must have a personal plan for self-recovery/escape should you experience a fall. Prolonged suspension in a harness can be fatal. It is important to exercise the legs by pushing against the tree or doing other forms of continuous leg exercises to avoid blood pooling while being suspended. Varying degrees of physical fitness may require different plans for self-recovery/escape the effects of prolonged suspension. Have a personal plan and practice it in the presence of a responsible adult before leaving the ground. No one escape/rescue plan will work for every hunter, on every tree, in every circumstance. Only you can determine the best self-recovery/escape plan for your hunting situation and you must have a self-recovery/escape plan for your individual situation before leaving the ground. There is time to make a correct decision on what action to take if a fall occurs while wearing a full body harness. It is important to remember, "DO NOT PANIC." You must only hunt from the ground when self-recovery/escape ability is absent. Failure to follow these instructions may result in serious injury or death!



WARNING! A suspension relief device must be on your person and readily accessible while using your full-body fall-arrest harness. This device will allow you to relieve the load on the lower extremities if suspended in your harness and help maintain circulation in the legs and prevent suspension trauma (blood pooling). Be sure to follow the SCOUT, Inc. directions for use of this suspension relief device. Failure to follow these instructions may result in serious injury or death!



WARNING! If you have a limiting physical and/or health condition that precludes and/or renders you incapable of self-recovery and/or a suitable escape plan is not available, DO NOT hunt from heights above ground level. Failure to follow these instructions may result in serious injury or death!



WARNING! NEVER allow the harness lanyard to get under your chin or around your neck. This poses a choking hazard that can lead to serious injury or death. Failure to follow these instructions may result in serious injury or death!



WARNING! Never attempt to climb up or climb down with a weapon and/or gear in your possession. ALWAYS unload your weapon and pull it up to hunting height using a tether or pull up rope. ALWAYS lower your unloaded weapon down to the ground prior (when raising or lowering firearms, the chamber must be open and the barrel pointing toward the ground) to attempting to climb down. Use this same method when raising or lowering all other gear. Failure to follow these instructions may result in serious injury or death!



WARNING! DO NOT attempt to use this and/or any other Ol' Man Treestands product(s) when ice, snow and/or freezing rain has deposited or formed on any portion of the tree you intend to climb. Failure to follow these instructions may result in serious injury or death!



WARNING! ALWAYS maintain three-point contact when climbing up/down a tree when using climbing aids. Proper three-point contact means having either two feet with one hand or one foot with two hands on the step portion of the climbing aids at all times when climbing up or down. Failure to follow these instructions may result in serious injury or death!



WARNING! DO NOT modify, fix/repair, alter, bend, cut, weld, or heat this product in any way. Failure to follow these instructions will void warranty and may result in serious injury or death!

ATTENTION!!

WHEN YOU SEE A "WARNING!" BE SURE TO HEED THE MESSAGE! THE INFORMATION CONTAINED IN THESE MESSAGES CAN SAVE YOUR LIFE!!



WARNING! DO NOT lean out from a tree stand for any reason. Never use your Scout, Inc. full-body fall arrest harness to help you lean out of your stand to make a difficult shot. Failure to follow these instructions may result in serious injury or death!



WARNING! DO NOT use this or any other Ol' Man Treestands product(s) if you have a history of heart problems, back problems, impaired vision, joints that lock-up, spinal fusions, equilibrium problems, high blood pressure, are not well-rested and/or any other physical impairment that may limit your ability to use and/or operate this product(s) in the safe manner outlined in this Instruction Manual. Additionally, do not use this or any other Ol' Man Treestands product(s) if you are currently taking any medication (including prescription) and/or using and/or consuming any substance, including alcohol, that may limit your ability to use this Ol' Man Treestands product(s) as outlined and described in the Instruction Manual. Never use a treestand when feeling ill, nauseous or dizzy. Failure to follow these instructions may result in serious injury or death!



WARNING! DO NOT attempt to use this or any other Ol' Man Treestands product(s) when thunderstorms are threatening and/or present within five (5) miles. Do not attempt to use this or any other Ol' Man Treestands product(s) when any other adverse weather condition presents itself. These include weather conditions which have the potential for producing winds, lightning, rain, snow, sleet and/or any other atmospheric condition which may limit the user's ability to operate this Ol' Man Treestands product(s) in a safe manner as described in this Instruction Manual. Should inclement weather conditions arise during your use of this Ol' Man Treestands product(s), return to the ground immediately. Failure to follow these instructions may result in serious injury and death!



WARNING! DO NOT use this product, or attempt to use a treestand, on a dead, leaning, diseased, loose barked tree (bark that flakes or falls off), irregular shaped trees, or utility pole. DO NOT use this product on any tree that does not allow for a level standing platform. Failure to follow these instructions may result in serious injury or death!



WARNING! Never jump or bounce on a treestand to seat it to the tree. Failure to follow these instructions may result in serious injury or death!

SPECIAL CONSIDERATIONS FOR NON-CLIMBING (HANG-ON OR LOCK-ON) TREESTAND USAGE



WARNING! You must use the Scout, Inc. linesman belt when installing hang-on or lock-on treestands to stabilize yourself. Refer to the Scout, Inc. Instruction Manual for specific instruction. Failure to follow these instructions may result in serious injury or death!



WARNING! Correct tightening and adjustments of chains, cables, straps, etc. are critical to stable hang-on or lock-on treestand installation. All treestand contact points must be in contact with the tree before you step onto your stand. Failure to follow these instructions may result in serious injury or death!



WARNING! Practice the attachment of hang-on or lock-on treestands at ground level before using in a hunting environment. Failure to follow these instructions may result in serious injury or death!



WARNING! Never leave a treestand in a tree for more than two (2) weeks as weather and/or animals could cause damage. Tree growth can also stress and damage straps, chains and buckles. Failure to follow these instructions may result in serious injury or death!



WARNING! Climbing aids (e.g., stick ladders, sectional ladders, steps, etc.) must extend above the treestand standing platform (at least 24-inches) to allow the user to step down onto the platform. Never step up to your stand from a climbing aid. Failure to follow these instructions may result in serious injury or death!



WARNING! Use a hoist rope to raise and lower the treestand. Never climb with anything on your back. Failure to follow these instructions may result in serious injury or death!



WARNING! REPLACE any damaged or worn part with original parts. Replace attachment belts every three years and when not in use store in a dry, cool, safe place- away from sunlight. To purchase parts contact Ol' Man Treestands at 888-656-2606. Failure to follow these instructions may result in serious injury or death!



WARNING! ALWAYS have a second adult present or at least accessible by cell phone or other means when installing/removing or using a tree stand. The ability to get help quickly may save your life in the event of a fall. A good nonslip safety boot is important for your safety. Be especially careful that bootlaces do not get hooked on the tree stand or climbing aids (tuck shoelaces into boot before climbing). Failure to follow these instructions may result in serious injury or death!



WARNING! BEFORE each use, make sure all nuts and bolts are secure. CHECK all hardware and webbing prior to every use to make sure that no damage has occurred to hardware and that the webbing is not cut or frayed. Keep webbing from coming into contact with any sharp edges. DO NOT USE THIS PRODUCT IF ANY DAMAGE IS SUSPECTED. Failure to follow these instructions may result in serious injury or death!

SCOUT, INC. FULL-BODY FALL ARREST HARNESS SYSTEM (FAS)

We are very serious about your personal safety. A Scout full-body fall arrest harness has been included with this product for your use. The Scout full-body fall arrest harness has been designed to keep you from experiencing a fall. Remember, the most important part of your hunt is returning home to your family safe and sound.

READ THE SCOUT FULL-BODY FALL ARREST HARNESS MANUAL CAREFULLY AND FOLLOW ALL THE INSTRUCTIONS! YOUR NEW FULL-BODY FALL ARREST HARNESS IS DESIGNED FOR A MAXIMUM CAPACITY OF 300 POUNDS (136 kg). ADDITIONALLY - YOUR NEW FULL-BODY FALL ARREST HARNESS MUST BE REPLACED AFTER THREE (3) YEARS OF SERVICE! RETURN YOUR HARNESS TO THE MANUFACTURER FOR FREE REPLACEMENT SHOULD YOU EXPERIENCE A FALL.



WARNING! Use only the TMA compliant full-body fall arrest harness that was provided with this product. **NOTE:** You must store your full-body harness out of direct sunlight and out of any other harsh environmental condition(s) that may adversely affect its performance. Failure to follow these instructions may result in serious injury or death!

OL' MAN HANG-ONS

Your Ol' Man Treestands Hang-On treestand comes preassembled. The following are the components of the treestand system.

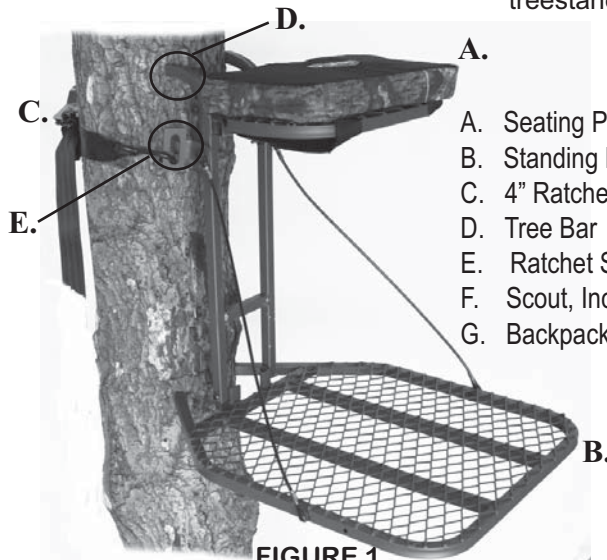


FIGURE 1
COMPONENTS OF OL' MAN HANG-ONS

- A. Seating Platform Assembly
- B. Standing Platform
- C. 4" Ratchet Strap
- D. Tree Bar
- E. Ratchet Strap Link (2)
- F. Scout, Inc. Full-Body Fall Arrest Harness
- G. Backpacking Straps (Not Shown)



F. Scout, Inc. Full Body Fall Arrest Harness

INSTALLING OL' MAN TREESTANDS ROOST



WARNING! Never attempt to climb a tree using nails, screws, remnant scrap lumber, railroad spikes, sharpened rebar and/or any other type of homemade steps and/or ladders. Additionally - never attempt to use a tree's branch and/or branches as a step or steps and/or as a hand-hold. Failure to follow these instructions may result in serious or death!



WARNING! Prior to attempting to use this or any other Ol' Man Treestands product(s) you must take a moment and become familiar with it's setup and installation at ground level. You must practice installing, setting-up and using this product(s) at ground-level prior to attempting to use it at heights above ground-level. Once you have become thoroughly knowledgeable and comfortable with this Ol' Man Treestands product(s) setup, installation and use at ground-level - you're now ready to use it at heights above ground-level. Failure to follow these instructions may result in serious injury or death!



WARNING! STOP NOW!!!! Make sure that you are wearing your Scout, Inc. full-body fall-arrest harness! Failure to follow these instructions may result in serious injury or death!

STEP 1: Select a straight, healthy tree with a minimum diameter of 17" inches.

NOTE: One very important note regarding the installation of your professionally engineered and manufactured climbing aid. Remember to always install the aid so that the rungs of the ladder or the steps extend a minimum of 2 feet (24" inches) above your standing platform height (Refer to Figure 2). This practice insures that you're stepping off the climbing aid and down onto the standing platform. This practice also insures that you have a firm and secure hand-hold while stepping onto your treestand.

STEP 2: Install your professionally engineered and manufactured climbing aid as outlined in the Manufacturers Instruction Manual.

WARNING! Install your climbing aid so it extends a minimum of 24-inches beyond the standing platform. Failure to follow these instructions may result in serious injury or death!

STEP 3: You're now ready to attach your hoist rope to your treestand.

WARNING! Never attempt to climb a tree with your treestand in hand or on your back. ALWAYS use a hoist rope or strap to pull your treestand up to the desired installation height. Failure to follow these instructions may result in serious injury or death!

STEP 4: Using your Scout, Inc. full-body fall-arrest lineman's belt, climb to your desired stand mounting height. With your full-body fall-arrest still attached to the tree trunk (DO NOT ATTACH YOUR FULL-BODY FALL ARREST HARNESS TO YOUR CLIMBING AID) you're now ready to hoist your treestand up using your previously installed hoist rope.




FIGURE 2
CLIMBING AID
A MINIMUM OF 24"
ABOVE STANDING
PLATFORM



FIGURE 3
TREE BAR FLUSH
AGAINST TREE




FIGURE 4
ATTACH RATCHET STRAP TO
RATCHET STRAP LINK

STEP 5: After hoisting your hang-on up, place the tree bar (D.) (Refer to Figure 1) flush against the tree trunk as shown in Figure 3 with the seating platform assembly (A.) and standing platform (B.) in an upright position.

STEP 6: With your treestand in place, attach one end of the 4-inch ratchet strap (C.) to either of the two ratchet strap links (E.) as shown in Figure 4. For ratchet strap (C.) threading instructions refer to Figure 8).

STEP 7: With one end of the ratchet strap installed as previously described, wrap the ratchet strap (C.) around the tree trunk and attach it to the opposite ratchet strap link (E.).




FIGURE 5
TIGHTEN
RATCHET STRAP



FIGURE 6
FOLD STANDING PLAT-
FORM DOWN




FIGURE 7
FOLD SEATING PLAT-
FORM DOWN

STEP 8: Tighten the ratchet strap (C.) as shown in Figure 5. With the ratchet strap (C.) tightened, fold the standing platform (B.) down as shown in Figure 6 to cam the treestand to the tree. With the standing platform folded down, now fold the seating platform assembly (A.) down as shown in Figure 7.

STEP 9: With your treestand installed, gently push down on the standing platform (B.) firmly to assure the treestand has seated firmly against the tree trunk. If there is any looseness, disconnect the treestand and repeat the previous installation steps.

STEP 10: While remaining attached to the tree with your linesman belt, attach the tether of the full body fall arrest harness to the tree trunk at a location above the seating platform (as high as you can reach). Both the lineman's belt and tether of the full body fall arrest harness should be attached. Disconnect lineman's belt and climb above standing platform and step down onto the center of the standing platform.

PLEASE READ THIS MANUAL IN ITS ENTIRETY PRIOR TO USING THIS PRODUCT!

PLEASE READ THIS MANUAL IN ITS ENTIRETY PRIOR TO USING THIS PRODUCT!

STEP 11: Make final adjustment to tether and full body fall arrest harness by moving the location of tree attachment point so that there is no slack in the tether while in the sitting position. A tether with no slack will assist the user with self rescue/recovery in the unlikely event of a fall.



WARNING! Never attempt to hunt from an unlevel standing and/or seating platform. Additionally, NEVER attempt to level your standing and/or seating platform at heights above the ground. Failure to follow these instructions may result in serious injury or death!

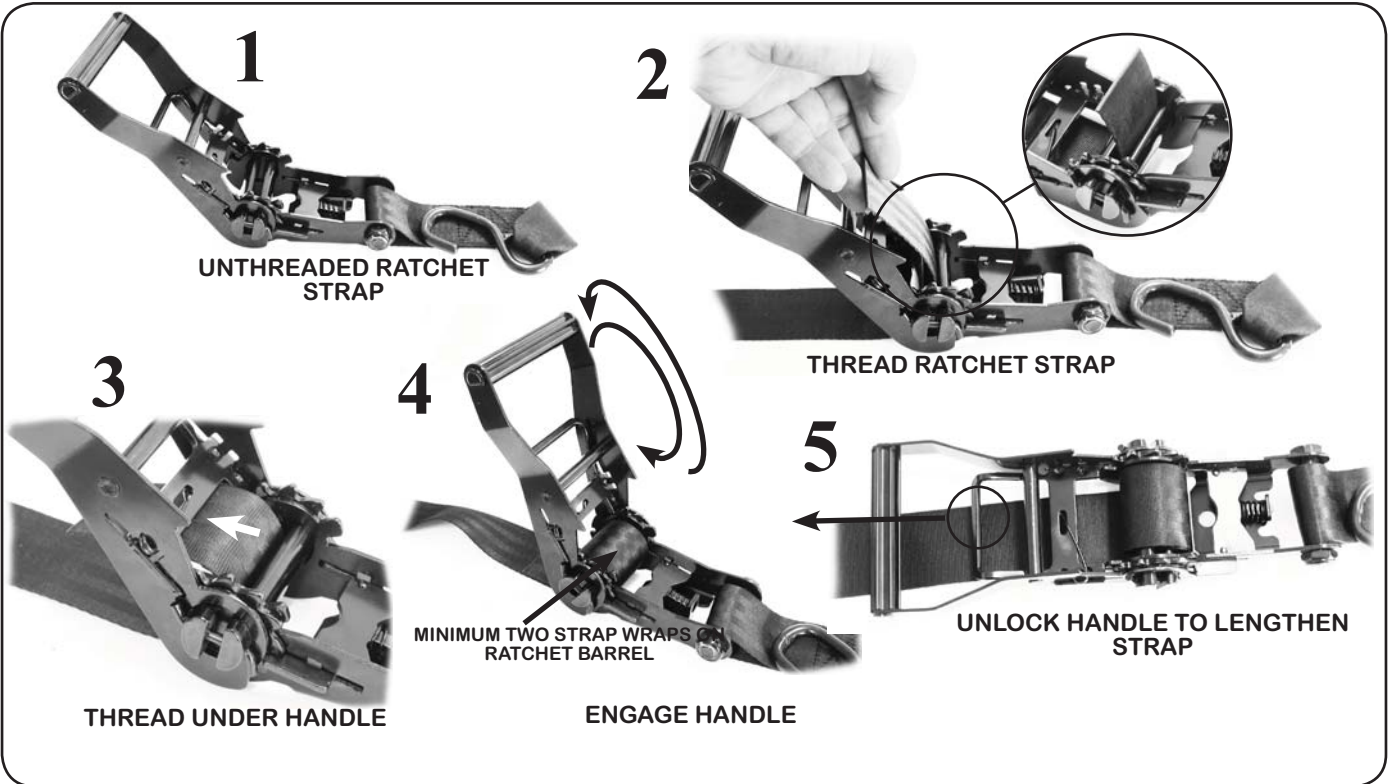


FIGURE 8
THREADING RATCHET
STRAP



WARNING! If you find that your platform(s) is unlevel, canted, angled awkwardly upward or downward - YOU MUST SELECT ANOTHER TREE TO INSTALL YOUR TREESTAND! NEVER ATTEMPT TO HUNT OUT OF AN UNLEVEL TREESTAND! Failure to follow these instructions may result in serious injury or death!

STORAGE AND CARE

Your new OI' Man Treestands treestand is factory finished with a state-of-the-art powder coating that guarantees years of trouble-free service. It is recommended that you store your treestand out of direct sunlight and out of any other harsh environmental condition(s) that may adversely affect its performance.

IMPORTANT WARRANTY INFORMATION

OI' Man Treestands warrants this OI' Man Treestands product against defect(s) in material and workmanship, under proper use and storage for the period of one (1) year from the date of purchase. Proof of purchase, plus, the return of your warranty application card to our home office, is required for any warranty claim. In the event this product is found to be defective within the warranty period, OI' Man Treestands only obligation and your exclusive remedy shall be replacement or repair of any defective parts at our discretion. To obtain warranty service, please contact OI' Man Treestands Customer Service at 888-656-2606. Exclusions to this warranty include seat, paint, plastics, webbing and/or defects caused by operator misuse and/or abuse. Limitation to liability include the forgoing warranty is made in lieu of all other warranties, express or implied and OI' Man Treestands disclaims any implied warranty of merchantability and fitness. OI' Man Treestands shall not be liable for any damages direct, consequential or incidental arising out of the use or inability of this product.

PLEASE READ THIS MANUAL IN ITS ENTIRETY PRIOR TO USING THIS PRODUCT!

WARRANTY APPLICATION CARD

I have read and understand the safety, assembly and operating instructions provided with my Ol' Man Treestands treestand. I fully understand the importance of using the TMA compliant full-body fall-arrest safety harness, and realize that if I choose not to use the TMA compliant full-body fall arrest safety harness I am putting myself at an increased risk of injury should an accident occur while I am utilizing this Ol' Man Treestands product(s). I have read the warranty information and know that I can call Ol' Man Treestands at 888-656-2606 with any questions or concerns that I may have about this or any other Ol' Man Treestands product(s). Mail to: Ol' Man Treestands, 2830 Plant Street, Tallahassee, Florida 32304

NAME _____ PURCHASED WHERE _____

ADDRESS _____

CITY/STATE/ZIP _____

PURCHASE DATE _____

PRODUCT _____



PLEASE READ THIS MANUAL IN ITS ENTIRETY PRIOR TO USING THIS PRODUCT!

PLEASE READ THIS MANUAL IN ITS ENTIRETY PRIOR TO USING THIS PRODUCT!

PLEASE READ THIS MANUAL IN ITS ENTIRETY PRIOR TO USING THIS PRODUCT!